

INTRODUCTION

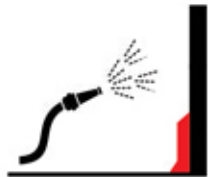
Our **CRYSTAL KERBS** are designed to protect walls from damage by making all transportations away from walls, in a **HYGIENIC & DURABLE** way.

In different industries, walls are exposed to scratch, impact & water leakage, so we focus on the wall to floor corner to be hygienic (Curved), Also making all transportation far from the walls, to achieve best protection from:

- Damage by heavy impacts, for example: • Trolleys • Pallet trucks • Forklift • Roll container
- Dirt and Leakage of cleaning water through cracks

CRYSTAL KERBS consists of composite resins, covered with Stainless Steel (304 / 316L) (not painted), to be easy to clean, with an attractive appearance

BEST PROTECTION FROM



Water Leakage



Carts



Forklift



Pallet Trucks

APPLICATIONS

Food production plants (ex: Dairy production, Slaughterhouses, Beverage industry, all kind of food related production, kitchens ,hallways, etc..)

Chemical plants, Pharmaceutical plants, etc..

FEATURES & ADVANTAGES

- Thermal shockproof
- Hygienic & Durable
- Maximum impact resistance
- Smooth easy to clean surface
- Easy & fast application
- Non absorbent & Non Toxic

WHY CHOOSE CRYSTAL KERBS?

The combination of Composite resins with Stainless steel cover create a Hygienic protection for walls, which can withstand high traffic impact and other common problems, to be the ideal solution to protect walls from anything may hit it.

As well the very fast and easy installation whether for new projects or rehabilitation projects considered one of the most important advantages.

The high quality Stainless Steel cover is easy to clean and can be treated easily from scratches.



CRYSTAL KERBS

WALL to FLOOR CORNER

DIMENSIONS

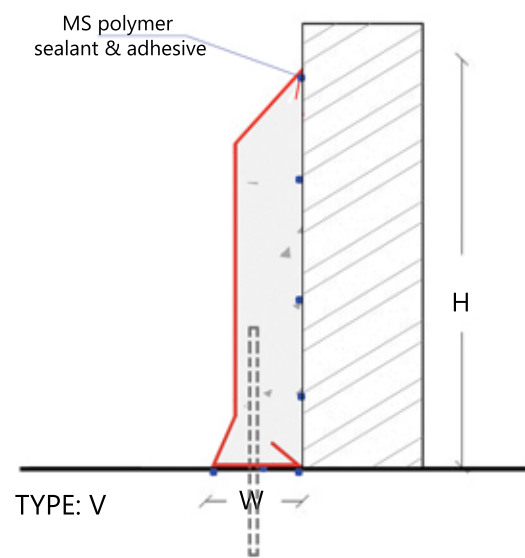
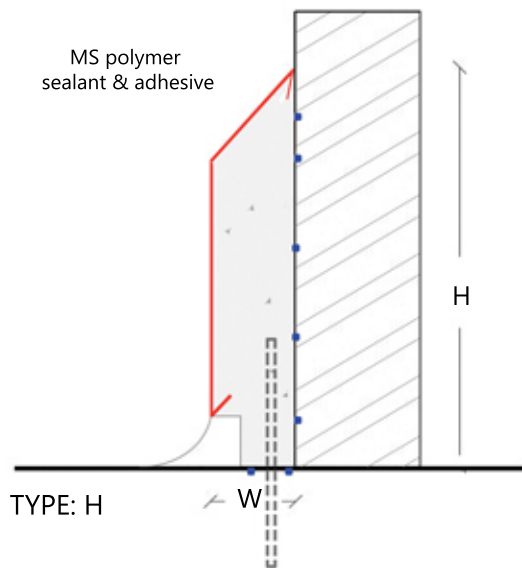
DIMENSIONS		
Height (mm)	Width (mm)	Length (mm)
100	20	1200
200	35	1200
300	60	1200
400	60	1200
1000	20	1200

- Custom dimensions are available
- Finish: Stainless Steel
- Inside, Outside corners & End piece
- Optional: Polyethylene strip

Please specify the following when order:

- Floor & wall type
- Type of transportation (Trolleys, Pallet trucks, Forklift, Roll container, tables...)

DETAILED DRAWINGS



COMMON PROBLEMS



Damaged sandwich panel



Heavy Traffic Effect



Damaged concrete kerb



Damaged wall by forklifts

Golden Crystal Trading
Amman - Jordan

Mob. +962 79 662 8787
E-mail: fadi@goldencrystal.org



CRYSTAL KERBS

WALL to FLOOR CORNER